



Model ECX70

- 10" - 14 gauge spun aluminum ball gold anodized
- Double sheave truck, cast aluminum revolving, non-fouling type
- 3 Bronze swivel snap with covers per halyard
- 2 Set of halyards: #12 poly

2 - 9" Cast aluminum cleats

Aluminum flash collar

3000 PSI concrete

Hardwood wedges (supplied by others)

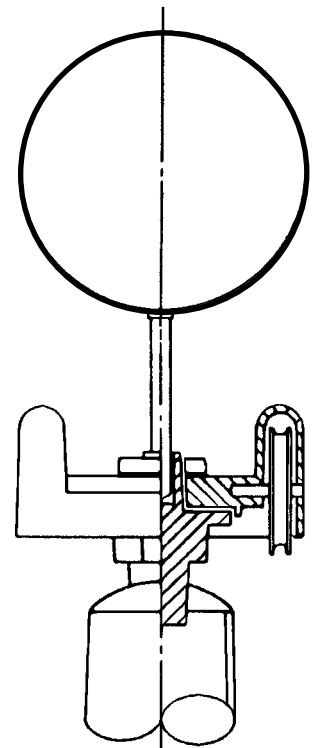
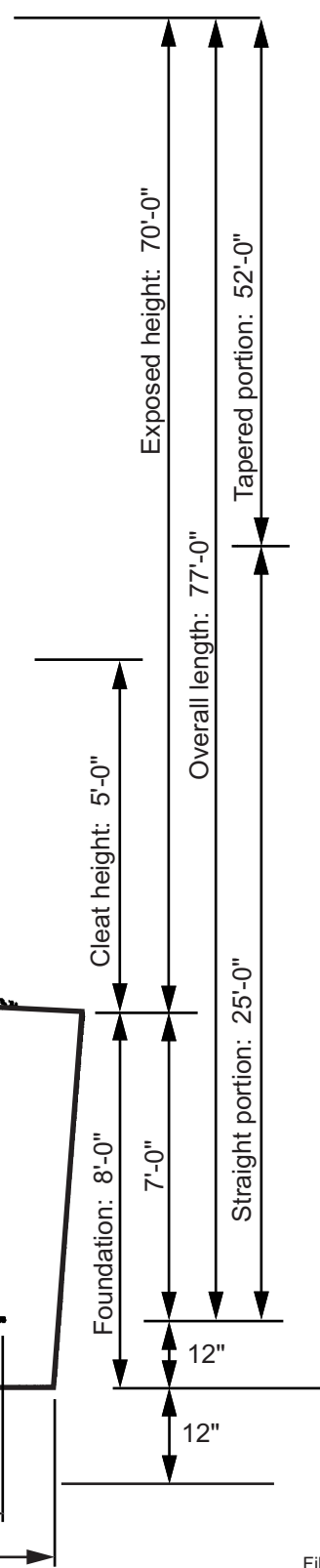
Dry sand tightly tamped after aligning pole

Foundation sleeve -16 ga hot dip galvanized steel

Steel centering wedges

1/4" Steel base plate

1/4" Steel support plate welded to grounding spike



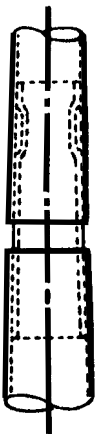
Truck Detail

- Revolving, non-fouling truck
- Cast aluminum body
- Stainless steel ball bearings
- Nylon sheaves
- Cast aluminum spindle

All shafts with overall length of more than 38'-6" are shipped in two sections.

Each section matched marked for field assembly. Exposed portion of jam sleeve must be **well lubricated** prior to assembly.

1-1/2" maximum shop gap allowed for field fitting (ram for tight joint)



Filename: ECX70 double sheave_revolving truck.ai

Project:	Ground set tapered aluminum flagpole: ALLOY: 6063T6	EDER FLAG	Date:
Location:	Exposed height: 70'-0"	Overall height: 77'-0"	MANUFACTURING COMPANY
Architect:	Ship in 3 sections	Butt diameter: 10"	1000 W. Rawson Avenue
Contractor:	Top diameter: 4"	Wall thickness: .312"	Oak Creek, WI 53154
Customer:	Finish: 100 grit polish		Job: